

ENGLISH

STUDENT'S BOOK

3





Azərbaycan Respublikasının Dövlət Himni

Musiqisi *Üzeyir Hacıbəylinin*,
sözləri *Əhməd Cavadındır*.

Azərbaycan! Azərbaycan!
Ey qəhrəman övladın şanlı Vətəni!
Səndən ötrü can verməyə cümlə hazırız!
Səndən ötrü qan tökməyə cümlə qadırız!
Üçrəngli bayrağınla məsud yaşa!
Minlərlə can qurban oldu!
Sinən hərbə meydan oldu!
Hüququndan keçən əsgər,
Hərə bir qəhrəman oldu!

Sən olasan gülüstan,
Sənə hər an can qurban!
Sənə min bir məhəbbət
Sinəmdə tutmuş məkan!

Namusunu hifz etməyə,
Bayrağını yüksəltməyə
Cümlə gənclər müştəqdir!
Şanlı Vətən! Şanlı Vətən!
Azərbaycan! Azərbaycan!



HEYDAR ALIYEV
THE NATIONAL LEADER
OF THE AZERBAIJANI NATION

NARMINA ALIYEVA, RAFIGA ALIYEVA,
GULSHAN HUSEYNOVA

English 3

Student's Book

English as the main foreign language for the 3rd
grade of the general education schools



Your inquiries, comments and suggestions should be sent to
tahsil_az@yahoo.com and derslik@edu.gov.az email addresses.
Thank you for your cooperation in advance.



BAKU-2018

CONTENTS

Unit I. Let`s learn letters

Lesson 1. Aa, Bb.....	5
Lesson 2. Ee, Hh.....	7
Lesson 3. Oo, Ll.....	9
Lesson 4. Ii, Cc.....	11
Lesson 5. Mm, Nn.....	13
Lesson 6. Tt, Uu.....	15
Lesson 7. Ss, Kk.....	17
Lesson 8. Qq, Yy.....	19
Lesson 9. Gg, Rr.....	21
Lesson 10. Jj, Ww.....	23
Lesson 11. Pp, Dd.....	25
Lesson 12. Ff, Xx.....	27
Lesson 13. Vv, Zz.....	29

Unit II. Countries and nationalities

Lesson 1. My country.....	32
Lesson 2. Nationalities.....	35

Unit III. Numbers

Lesson 1. From one to nineteen.....	37
Lesson 2. From twenty to one hundred.....	39

Unit IV. School

Lesson 1. My school.....	40
Lesson 2. School objects.....	42

Unit V. Family

Lesson 1. Family.....	44
Lesson 2. Professions.....	47

Unit VI. Home

Lesson 1. Mike`s house.....	49
Lesson 2. My room.....	51

Unit VII. Clothes and colours

Lesson 1. My clothes.....	53
Lesson 2. Weather and clothes.....	55

Unit VIII. Body

Lesson 1. Parts of the body.....	57
Lesson 2. Opposites.....	59
Two frogs.....	61

Grammar.....	63
--------------	----

Vocabulary.....	66
-----------------	----

Lesson 1

UNIT 1

Let's learn letters

Aa

Aa

[ei]

[æ]

1

What sound do they begin with?



2

Name the pictures: [ei] or [æ].



[ei]


[æ]

Bb
Bb
[b]

3 What sound do they begin with?



4 Listen and choose the words with the sound [b].



5 Look at the picture. Describe the objects in the picture.

Example: It is an apple. It is a red apple. They are animals.

It is an apricot. It is yellow. It is an ant. It is small. It is a banana.

It is a book. It is my book. The book is red.

6 Read the letters **Aa** and **Bb**. Write them in your notebook: *Aa Bb*

Lesson 2

UNIT 1

Let's
learn letters

Ee

Ee

[e]
[i:]

1

What sound do they begin with?




2

Listen and choose the words with the sound [e].



10

16




3

Name the pictures and choose the word with the sound [i:].




Hh
Hh
[h]

4 What sound do they begin with?



5 Listen and choose the words with the sound [h].



6 Look at the picture. Describe the objects in the picture.

*Example: It is a horse. It is a nice horse.
The horse is brown. It is my horse.*

7 Read and remember.

Ee, Hh, he, be

- 8 a) Write the letters *Ee* and *Hh*.
b) Write the words *be* and *he* in your notebook.

Lesson 3

UNIT 1

Let's
learn letters

Oo


Oe

[ɔ]

[əu]

1

What sound do they begin with?



2

Listen and choose the words with the sound [əu].



3

Name the pictures: [ɔ] or [əu].



[ɔ]

[əu]

Ll
Ll
[l]

4 What sound do they begin with?



5 Listen and choose the words with the sound [l].



6 Look at the picture. Describe the objects in the picture.

*Example: It is a car. The car is green. It is a star.
The star is yellow. This is my star.*

7 Read and remember.

Oo, Ll, Hello, a ball, a bell.

8 a) Write the letters *Oo* and *Ll*.
b) Write the words *Hello, a ball, a bell* in your notebook.

Lesson 4

UNIT 1

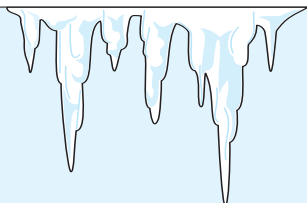
Let's learn letters

Ii

li

[i]
[ai]


1 What sound do they begin with?



2 Name the pictures and choose the words with the sound [i].



3 Name the pictures: [i] or [ai].





[i]

[ai]

Cc
Cc
[s]
[k]

4 What sound do they begin with?



5 Listen and choose the words with the sound [s].



6 Name the pictures and choose the words with the sound [k].



7 Look at the picture. Describe the objects in the picture.

Example: - What is it? What colour is the car? Is it a nice car?

8 Read and remember.

Ii, Cc, Hi, ice

9 a) Write the letters *li* and *Cc*.

b) Write the words *He* and *ice* in your notebook.

Lesson 5

UNIT 1

Let's
learn letters

Mm

Mm

[m]



1

What sound do they begin with?



2

Listen and choose the words with the sound [m].

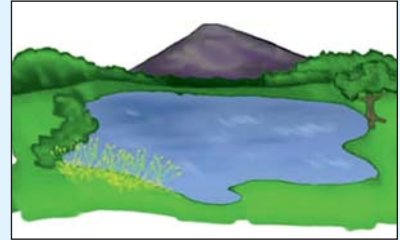


Nn
Nn
[n]

3 What sound do they begin with?



4 Listen and choose the words with the sound [n].



5

1



5 Look at the picture. Describe the objects in the picture.

Example: It is an orange. It is small.

It is my umbrella. It has many colours.

6 Read and remember.

Mm, Nn, the moon, a hen, ice, a lemon, a lion, a name, nine, nice, a man, mice, a melon, a notebook, an animal, a balloon, a banana, Helen, Ben.

7 a) Write the letters *Mm* and *Nn*.

b) Write the words in exercise 6 in your notebook.

Lesson 6

UNIT 1

Let's learn letters

Tt

Tt

[t]

1

What sound do they begin with?



2

Listen and choose the words with the sound [t].




Uu
Uu
[ju:]
[ʌ]

3 What sound do they begin with?



4 Name the pictures: [ju:] or [ʌ].



5 Look at the picture. Describe the objects in the picture.

Example: It is a cup. It is red. My cup is big. It is nice.

6 Read and remember.

Tt, Uu, ten, tall, a tie, a hat, a nut, blue, me, a button, time, a belt, Tom, a note, meet, a button, a cat, a table, a boat, a unit, an umbrella. Meet me.

7 a) Write the letters *Tt* and *Uu*.

b) Write the words and a sentence in exercise 6 in your notebook.

Lesson 7

UNIT 1

Let's
learn letters


Ss

Ss

[s]

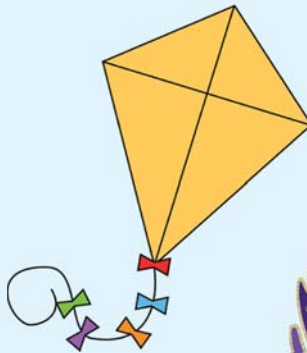
1

What sound do they begin with?



2

Listen and choose the words with the sound [s].




Kk

Kk

[k]


3

What sound do they begin with?



4

Listen and choose the words with the sound [k].



5

Look at the picture. Describe the objects in the picture.

*Example: It is a park. They are children. It is a goat.
She is a girl. Her name is Ann.*

6

Read and remember.

*Ss, Kk, the sun, a bus, Kate, a basket, smell, is, his, a kitten, a kite,
his kite, a nice basket, a nice kitten.*

*It is a kite. It is his kite. The kite is blue. It is a kitten. It is a nice
basket. This is a basket. These are baskets. Those are tables. This is
a cat. That is a man. It is a nice kitten. It is his kitten.*

7

a) Write the letters *Ss* and *Kk*.

b) Write the words, expressions and sentences in exercise 6 in
your notebook.

Lesson 8

UNIT 1

Let's learn letters

Qq
2q

q+u = [kw]

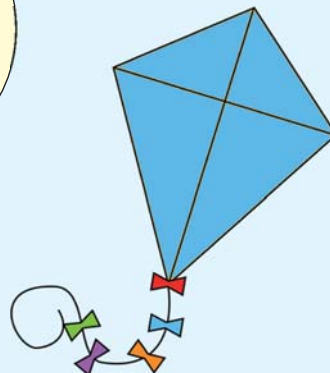
1

What sound do they begin with?



2

Name the pictures: [kw] or [k].




[kw]

[k]

Yy
Yy

[j]
[i]
[ai]

3 What sound do they begin with?



4 Name the pictures: [j], [ai] or [i].



[i]

[ai]

[j]

5 Look at the picture. Describe the objects in the picture.

*Example: It is a kitten. The kitten is white.
Its eyes are black.*

6 Read and remember.

Qq, Yy, Yes, you, yellow, my, the sky, a family, a baby, a city, a question, a toy, his toy, my question, his question, a queen, a nice queen. She is a queen.

7 a) Write the letters *Qq* and *Yy*.

b) Write the words, expressions and a sentence in exercise 6 in your notebook.

Lesson 9

UNIT 1

Let's learn letters

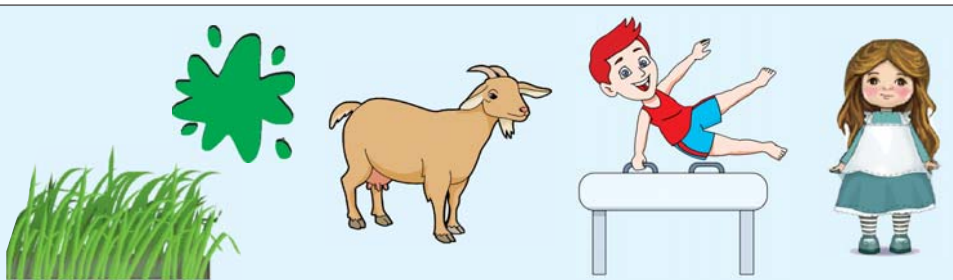
Gg

Gg

[g]
[dʒ]

1

What sound do they begin with?




2

Listen and choose the words with the sound [dʒ].



3

Name the pictures: [g] or [dʒ].



[g]

[dʒ]

Rr


Rr

[r]

4 What sound do they begin with?



5 Listen and choose the words with the sound [r].



6 Look at the picture. Describe the objects in the picture.

Example: It is an apple. It is red.

7 Read and remember.

Gg, Rr, a girl, grass, green, an orange, a rabbit, a rose, a star, your, an umbrella, her, green grass, her umbrella, a nice girl, a nice rabbit.

It is green grass. It is a rabbit. It is a nice rabbit.

It is my ruler. It is not your ruler. Her umbrella is nice.

8 a) Write the letters *Gg* and *Rr*.

b) Write the words, expressions and sentences in exercise 7 in your notebook.

Lesson 10

UNIT 1

Let's
learn letters

Jj

Jj

[dʒ]

1 What sound do they begin with?




2 Listen and choose the words with the sound [dʒ].





3 What sound do they begin with?



4 Spell the words.

write, what, how many, a tiger, work, an answer, well, welcome, yellow

5 Name the pictures and choose the words with the sound [w].



7



11

[w]

6 Look at the picture. Describe the objects in the picture.

Example: It is a watermelon. The watermelon is big.

7 Read and remember.

Jj, Ww, jam, a jacket, jeans, a watch, a window, we, new, yellow, nice jeans, my watch, a new watch.

It is a jacket. It is a nice jacket. I have got new jeans.

They are blue. It is my watch. He has got a new watch.

It is a window. It is a big window.

8 a) Write the letters Jj and Ww.

b) Write the words, expressions and sentences in exercise 7 in your notebook.

Lesson 11

UNIT 1

Let's
learn letters

Pp

Pp

[p]

1

What sound do they begin with?



2

Listen and choose the words with the sound [p].




Dd

Dd

[d]

3

What sound do they begin with?



4

Listen and choose the words with the sound [d].



5

Look at the picture. Describe the objects in the picture.

Example: It is a mouse. It is a little mouse. It is grey.

6

Read and remember.

Pp, Dd, pink, a pilot, a cup, a pen, a pencil, a parrot, a picture, an apple, a dog, a desk, a bed, bread, my pen, your pencil, a nice parrot, a big picture, his dog, a new bed, a yellow apple. It is not your pencil. It is her pen. He is a pilot. My grandfather is a pilot. It is a nice picture.

7

a) Write the letters *Pp* and *Dd*.

b) Write the words, expressions and sentences in exercise 6 in your notebook.

Lesson 12

UNIT 1

Let's
learn letters

Ff

Ff

[f]



1

What sound do they begin with?



2

Name the pictures and choose the words with the sound [f].



5



Xx


Xx

[gz]

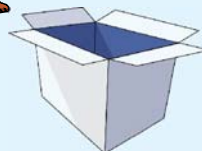
[ks]

3

Name the objects and words with the same sound.



6



4

Name the pictures: [s], [k] or [ks].



6



[s]

[k]

[ks]

5

Look at the picture. Describe the objects in the picture.

Example: It is a school. It is my school. My school is nice.

6

Read and remember.

Ff, Xx, a taxi, a fox, a box, six, sixteen, a frog, a fish, a finger, fingers, a face, a uniform, a big box, a yellow fox, a small fish, a nice face, my uniform. It is my uniform. It is her box. It is new. It is a frog. The frog is green.

7

a) Write the letters *Ff* and *Xx*.

b) Write the words, expressions and sentences in exercise 6 in your notebook.

Lesson 13

UNIT 1

Let's
learn letters

Vv

Vv

[v]

1

What sound do they begin with?



2

Listen and choose the words with the sound [v].



7



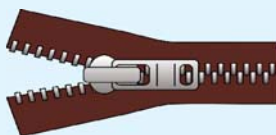
Zz

z z

[z]

3

What sound do they begin with?



4

Name the pictures and choose the words with the sound [z].



5

Look at the picture. Describe the objects in the picture.

Example: It is a zebra. The colour of the zebra is black and grey.

6

Read and remember.

Vv, Zz, violet, volleyball, a vegetable, a zebra, a zip, a zoo, a violet dress, a nice zebra, a big zoo, a brown zip. It is a vegetable. They are vegetables. It is a nice zebra. It is a big zoo. It is a zip. The zip is brown.

7

a) Write the letters Vv and z z.

b) Write the words, expressions and sentences in exercise 6 in your notebook.

Alphabet

Apple



Ball



Cat



Dog



Egg



Fish



Girl



Hat



Ice-cream



Jumper



King



Lemon



Mouse



Nose



Orange



Pen



Queen



Ruler



Sun



Trousers



Umbrella



Violin



Window



X-mas



Yard



Zebra



My Country

- 1 Look at the picture and describe the flag of Azerbaijan.



It is the flag of Azerbaijan.

- 2 Read the text. Ask and answer the questions in turns.

I am Samir. I am ten. I am from Azerbaijan. This is the map of Azerbaijan. The capital of Azerbaijan is Baku.

1. What is your name?
2. Where are you from?
3. How old are you?
4. What is the capital of Azerbaijan?



Lesson 1

UNIT 2

Countries and nationalities

3 Read the dialogues and act them out with your partner.



Pete



Azad



Osman



Lan



Kate



Jane

A: - Where is
Azad from?

B: - Azad is
from Azerbaijan.

A: - Where is Pete
from?

B: - Pete is
from England.

A: - Where is
Jane from?

B: - Jane is
from America.

A: - Where is
Lan from?

B: - Lan is
from China.

A: - Where is
Kate from?

B: - Kate is
from Russia.

A: - Where is
Osman from?

B: - Osman is
from Turkey.

4

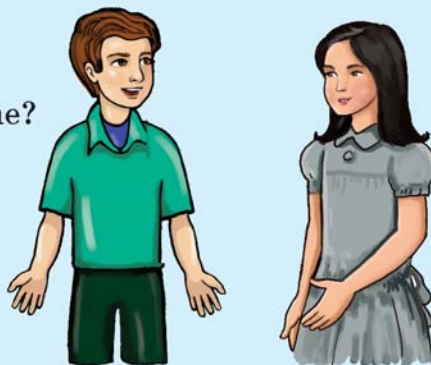
Read the dialogue and continue it. Role play the dialogue with your partner.

A: Hello. I am Kate. What is your name?

B: I am Samir. Nice to meet you.

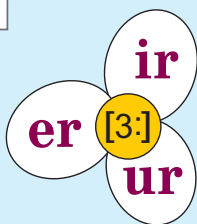
A: Nice to meet you, too. I am from America. And you?

B: I am from Azerbaijan.



5

Read aloud.



[3:] — ir — bird, girl, shirt, birthday
[3:] — er — her, Azerbaijan
[3:] — ur — nurse, Thursday, turn

6

Say the colour and the country of the flag.



7

Write the letter combinations and the words in exercise 5 in your notebook.

Lesson 2

UNIT 2

Countries and nationalities

Nationalities

1

Read and discuss the information in your group.



1. Hello, my name is Leila.
I am a student.
I am from Azerbaijan.
I am Azerbaijani.

2. Hi. We are Jane and Paul.
We are students.
We are from England.
We are English.





3. Hello. I am Lee.
I am a student.
I am from China.
I am Chinese.

4. Hi. My name is Osman.
I am a student.
I am from Turkey.
I am Turkish.



5. Hi. They are Kate and Tom.
They are students.
They are from America.
They are American.



6. Hello. I am Tanya.
I am a student.
I am from Russia.
I am Russian.

2

Read aloud.

ng
[ŋ]
[ŋg]



evening



morning



finger



England

ch [tʃ]



chicken



China

3

Complete the sentences with your partner and write them in your notebook.

Example: Leila is from Azerbaijan.

1. Leila is from ...
2. Is she ... ?
3. Are ... English?
4. Is Lee ... ?

5. Is Osman ... ?
6. Kate and Tom are from ...
7. Is Tanya ... ?
8. Are Jane and Paul ... ?



Lesson 1

UNIT 3

Numbers

From One to Nineteen

1

Match the words with the numbers.

2

Read the dialogue and act it out with your partner.

A: -What is Kate's telephone number?

B: -It's 412 39 58 (four, one, two, three, nine, five, eight).

A:- Sorry, can you repeat, please?

B:- Sure. It is 412 39 58.



3

Read aloud.

ee [i:] queen



tree



ea [i:] tea



sea







Compare and remember!

read [ri:d]
teach [ti:tʃ]

head [hed]
bread [bred]

4 Read and complete the dialogue.

<ul style="list-style-type: none"> - Has Narmin got cups? - Yes, she has. - Has she got seven cups? - No, she has not. She has got ____ cups. 	<ul style="list-style-type: none"> - Kenan has got baskets. - Has he got four baskets? - No, he has not. He has got ____ baskets. 
<ul style="list-style-type: none"> - What have the children got? - The children have got boats. - How many boats have they got? - They have got ____ boats. 	<ul style="list-style-type: none"> - Sevda has got stars. - How many stars has Sevda got? - She has got ____ stars. 

5 Make up your own dialogue.

6 Ask your classmates the number of the objects.

Example: — How many stars have you got?
— Eleven stars.

11		10		18	
14		16		15	
17		12		19	

7 Write the letter combinations and the words in exercise 3 in your notebook.

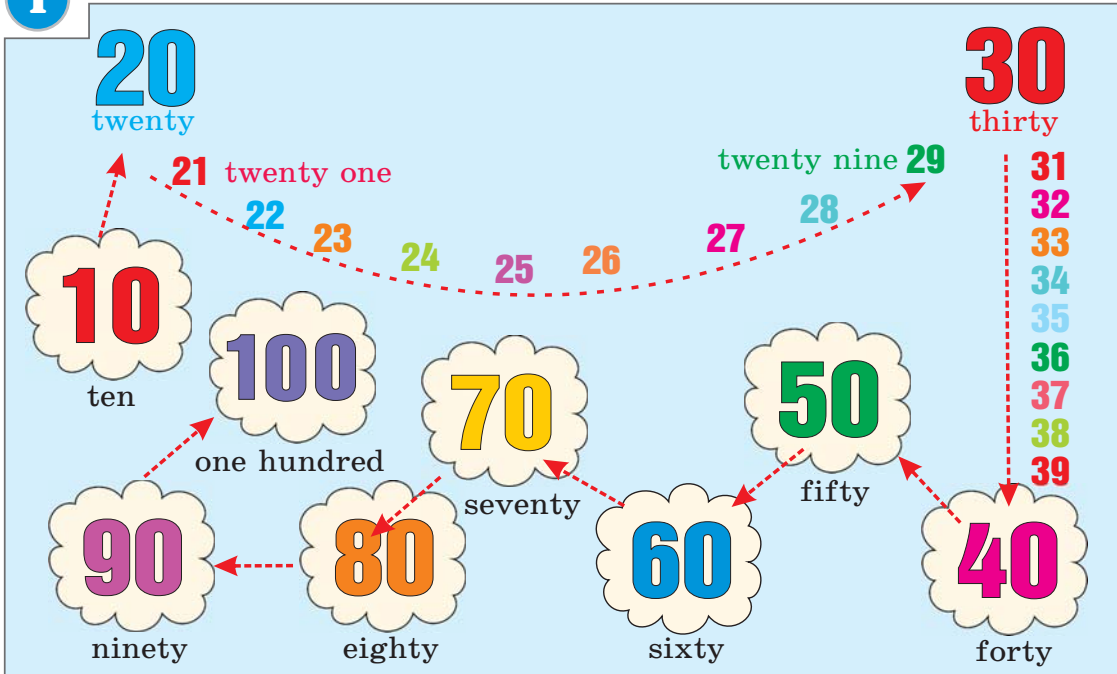
Lesson 2

UNIT 3

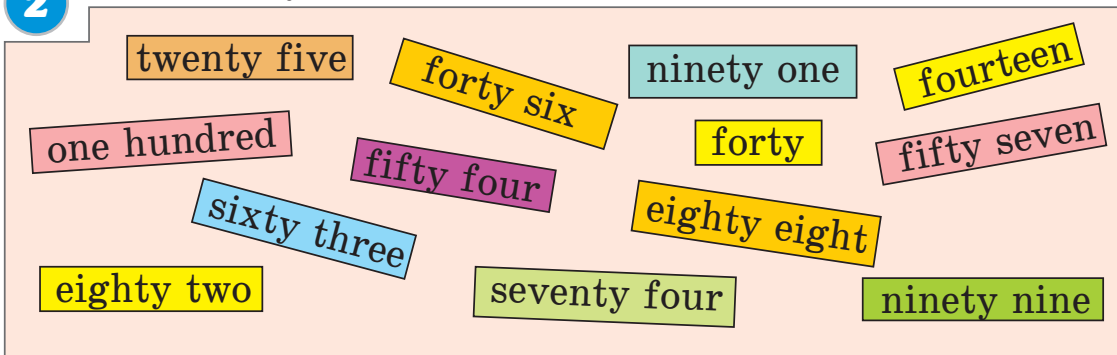
Numbers

From Twenty to One Hundred

1 Read and count by tens.



2 Read and say the numbers in the correct order.




3 Read aloud.



4 Write the tens from 10 to 100 in letters in your notebook.

My School

1 Match the words to the pictures.



- | | |
|---|----------------|
| 1 | window |
| 2 | teacher's room |
| 3 | gym |
| 4 | canteen |
| 5 | door |
| 6 | ceiling |
| 7 | corridor |
| 8 | classroom |

2 Describe the classroom.



Example: This is my classroom. It is large and light.

3 Read the text. Are the sentences below the text True or False?

I am Anar. This is my school. It is large and clean. We have got a big gym.

We have got a canteen at our school. It is light and clean.

We have got a nice classroom. It has got 3 windows and a door. The ceiling is high. We have got 15 desks and a teacher's table in our classroom. The board is on the wall. This is my school bag. I have got books, notebooks, a pencil case, a ruler in it. My pens, pencils, erasers are in the pencil case.

1. We have got a gym at our school.
2. We haven't got a canteen at our school.
3. The canteen is light and clean.
4. Our classroom is not nice.
5. We have got sixteen desks.
6. The classroom has two windows.
7. My pens and scissors are in my pencil case.

4 Ask your friend what he/she has got in his/her bag.



5 Write what you have got in your bag.

Example: I have got a pen in my bag.

6 Draw a picture of your school. Write 5-6 sentences about your school.

Example: This is my school.

7 Read the letter combinations and the words. Write them in your notebook.

ow	[æʊ]	window		yellow		snow	
	[aʊ]	brown		flower		cow	
ei [i:]		ceiling		receipt			

School Objects

1 Match the words with the objects in the picture.

- a bag
- a pencil sharpener
- a pen
- a ruler
- a notebook



- a pencil
- an eraser
- a pencil case
- a crayon
- a book

2 Read the questions and answer them.



Example:

How many bags can you see?

I can see two bags.

1. How many pencils can you see?
2. How many books can you see?
3. How many pencil-sharpeners can you see?
4. How many erasers can you see?
5. How many pens can you see?
6. How many pencil-cases can you see?
7. How many rulers can you see?

3 Look at the picture in exercise 2 and find what is missing in the classroom.

4 Read aloud.

oo { [u:]
[ʊ]

spoon



room



tooth



book



cook



foot



Lesson 2

UNIT 4

School

5

A) Read the dialogues and pay attention to how **have got** is used.



1.

Kamal - Aytan, have you got an eraser?

Aytan - Yes, I have.

Kamal - Can I have your eraser, please?

Aytan - Here you are.

Kamal - Thank you.

2.

Anar - Sona, have you got a pen?

Sona - No, I haven't.

3.

Ali - Ali, have you got a ruler?

Fidan - Yes, I have.

Ali - Can I have your ruler, please?

Fidan - Here you are.

4.

Ziya - Ibrahim, have you got a pencil?

Ibrahim - Yes, I have.

Ziya - How many pencils have you got?

Ibrahim - I have got three pencils.

Ziya - Have you got crayons?

Ibrahim - No, I have not.



B) Make up your own dialogue.

6

Find the words.



1

enp=pen



2

cpniel = ...



3

lerru = ...



reasre = ...

4

bnoetok = ...



5

cepnli asrenphre = ...



6

7

Write the letter combination and the words in exercise 4 in your notebook.

Family

1

Read about John's family and discuss it with your partner.



John



Susan

*Your father's or your mother's brother is your uncle.
Your father's or your mother's sister is your aunt...*




Ann



Mike



Andy



Kate



Mary



Tom

This is my family. My name is Tom Brown. Mary is my sister. Andy Brown is my father and Kate Brown is my mother. Mike Brown is my uncle. He is young. Ann Brown is my aunt. She is thirty two years old.

John Brown is my grandfather and Susan Brown is my grandmother. They are old. My grandfather is seventy one years old. My grandmother is sixty eight years old.

2

Look at the picture and say the relations between them.

1. John Brown ____ (Mary)
2. Susan Brown ____ (Ann)
3. Andy ____ (Tom)
4. Ann ____ (Tom and Mary)

5. Mary ____ (Tom)
6. Mike ____ (Andy)
7. Mike ____ (Tom and Mary)
8. Tom and Mary ____ (Andy)

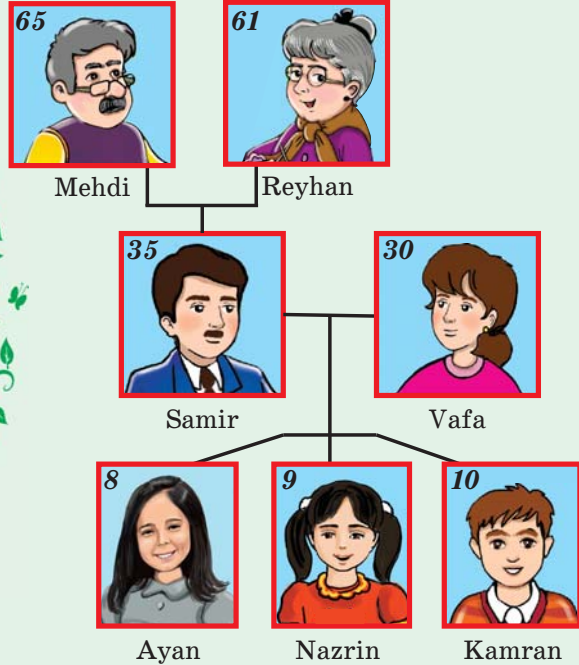
Lesson 1

UNIT 5

Family

3

Look at the pictures and answer the questions. Compare John's and Mehdi's families.



Example:

1. Who is Mehdi?

Mehdi is Ayan's grandfather.

How old is he? He is sixty five.

2. Who is Reyhan?

How old is she?

3. Who is Ayan's father?

How old is he?

4. Is Samir Kamran's uncle?

Is he thirty years old?

5. Is Vafa Nazrin's grandmother?

How old is she?

6. Who is Vafa and Samir's son.

How old is he?

7. Is Vafa Nazrin's aunt?

8. Who is Ayan's brother?

How old is he?

9. Is Samir Reyhan's son?

How old is he?

10. Who is Samir's father?

How old is he?

4

Read the letter combinations and the words. Write them in your notebook.

th [ð]

mother



brother



weather



5

Read the description and say who the people in the picture are.

1. - Is that boy with brown hair your brother?
- Oh, yes, he is. That is my brother. His name is Ziya.
2. - Is that woman with black hair and blue eyes your mother?
- No, she is not. That is my aunt.
3. - Are they your grandfathers?
- Yes, they are. They are my grandfathers. I love them very much.
4. - Who is the woman with short hair and grey eyes?
- She is my grandmother—my mother's mum. Her name is Zarifa. And that is my father's mum. Her name is Sevda.
5. - Is the man with black eyes your uncle?
- No, he is not. That is my dad.


6

Write the correct words.

Example:

Your mother's sister
is your aunt.

- a) Your mother's brother
is your _____.
- b) Your father's sister
is your _____.
- c) Your father's brother
is your _____.

d) Your father is your
grandmother's _____.

- e) Your sister
is your father's _____.
- f) Your brother
is your mother's _____.
- g) Your mother's daughter
is your _____.

7

Odd one out.

Example: 1. job

1. Father, mother, job, aunt
2. Doctor, book, teacher, driver
3. Brother, sister, mother, family
4. Father, brother, eraser, daughter

8

Write 5-6 sentences about your family.

Example: My family is big.

Professions

1

Read, ask and answer the questions on the picture.



a dentist

I am Jane.
I am from England.
I am a dentist.



a pilot

My name is Murad.
I am from Azerbaijan.
I am a pilot.



a gardener

I am Serkan.
I am from Turkey.
I am a gardener.



a teacher

My name is Tanya.
I am from Russia.
I am a teacher.



a student

I am Leila.
I am from Azerbaijan.
I am a student.



a driver

My name is Lee.
I am from China.
I am a driver.

a policeman

My name is Bob.
I am from America.
I am a policeman.



2

Read aloud.

er [ə]

worker



teacher



driver



or [ɔ:]

horse



fork



corn



Compare and remember!



doctor ['dɒktə]

actor ['æktə]

sailor ['seɪlə]

3

Read and match the texts to the pictures.



1. She is in her doctor's room.
She is 30 years old.
2. She has got many books.
She is 12 years old.
3. He is old.
He is 52 years old.

4. He has got a car.
He is 35 years old.
5. She has got many students.
She is 56 years old.
6. He is on the plane.
He is 31 years old.

4

Write the names of these jobs in your notebook.

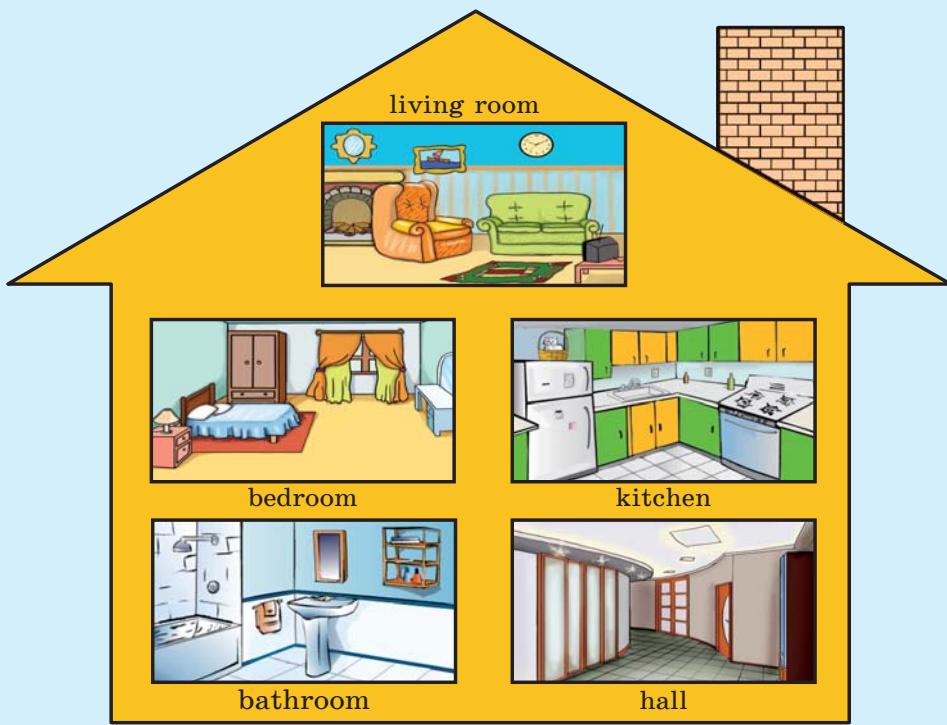


5

Write the letter combinations and the words in exercise 2 in your notebook.

Mike's House

1 Look at the picture and say what rooms Mike has got.



living room

bedroom

kitchen

bathroom

hall

modern ——— A house can be ——— comfortable

little ——— nice ——— old ——— new ——— large

This is Mike's house. He has got a living room, a bedroom, a kitchen, a bathroom and a hall in his house. The house is nice and modern. The rooms are large and light. They are comfortable.

2 Read aloud.

tch [tʃ]

kitchen



watch



match



ar [a:]

carpet



mark




park



3

Read and say the names of the things in Mike's living room.


4

Look at the picture and say if the sentences are True or False.

- | | |
|---|---|
| 1. This is a classroom. | 4. The sofa is black. |
| 2. Mike has got a desk in his living room. | 5. The TV set is small. |
| 3. Mike has got a fireplace in his living room. | 6. The carpet is big. |
| | 7. Mike has got four chairs in his living room. |

5

Make up a dialogue. Ask and answer the questions about Mike's flat.

6

Write the letter combinations and the words in exercise 2 in your notebook.

My Room

1

Read the text and say what kind of room it is.



This is my room. I have got a wardrobe, a picture, a bookcase, books, a computer, a chair, a lamp, a telephone, a bed and a carpet in my room. The wardrobe has a mirror on it. The picture is on the wall. The books are in the bookcase. The computer is on the desk. The telephone is on the small table. The carpet is on the floor.

2


Write the words in a right column.

School	Family	Home
<i>a teacher</i>	<i>a grandmother</i>	<i>the TV set</i>

A sofa, a teacher, a mother, a grandmother, a chair, a wardrobe, an eraser, a marker, a pen, a sister, a blackboard, the TV set, a carpet, a flat, a bedroom, a room, an uncle, an aunt.

3

Find 7 words for flat.



4 Find the differences between the rooms.



Kate's room

Tom's room



Example: Kate has not got a computer in her room.

5 Use the names of the objects with adjectives.



Example: A brown bed

6 Draw a picture of your room. Write 5-6 sentences about it.

Example: This is my room.


Lesson 1

UNIT 7

Clothes and Colours

My Clothes

1 Read the names of clothes and say which of them are for boys/girls.



2 Look at the picture and say if the sentences are True or False.

1. The basket is red.
2. The blouse is black.
3. The trousers are yellow.
4. The pyjamas are violet.
5. The dress is orange.
6. The skirt is brown.
7. The socks are yellow.



3 Look at the pictures in exercise 1. Ask and answer the questions on the pictures in turns.

Example:

What colour is the blouse?
It is grey.

1. What colour is the skirt?
2. What colour is the dress?

Example:

What colour are the pyjamas?
They are green.

3. What colour are the socks?
4. What colour are the shoes?

4

Answer the questions in your group.

1. What colour is the Sun?
2. What colour is the grass?
3. What colour is the Sky?
4. What colour are the clouds?
5. What colour is the rainbow?



5

Sing the song «Rainbow».

I Can Sing a Rainbow,
Red and yellow and pink and green
Orange and purple and blue.
I can sing a rainbow,
Sing a rainbow,
Sing a rainbow too.
Sing everything you see.
You can sing a rainbow,
Sing a rainbow,
Sing along with me.
The sun is yellow, the grass is green.
Look how the sky is blue!



6

Read aloud.

nk [ŋk]



pink



drink







monkey

7

Write the letter combination and the words in exercise 6 in your notebook.

Weather and Clothes

1 Match the weather symbols to the words.

hot	sunny	cold	rainy
			

2 Read the dialogue and act it out with your partner.

A: Hello, Peter.

B: Hi, Jane.

A: Is it cold today?

B: Yes, it is.

A: Pete, have you got a scarf?

B: Yes, I have.

A: And have you got mittens?

B: No, I haven't. And what have you got for cold weather?

A: I have got a coat, a jacket, a scarf, and trousers.

B: Great.

3 What has Helen got for sunny weather? What has Ann got for sunny weather? Compare your answers.



Example: Helen has got an umbrella.
Ann has got a hat.

4

Choose the clothes according to the weather.



Hot weather

Cold weather

Example: Hat

5

Whose uniforms are they?

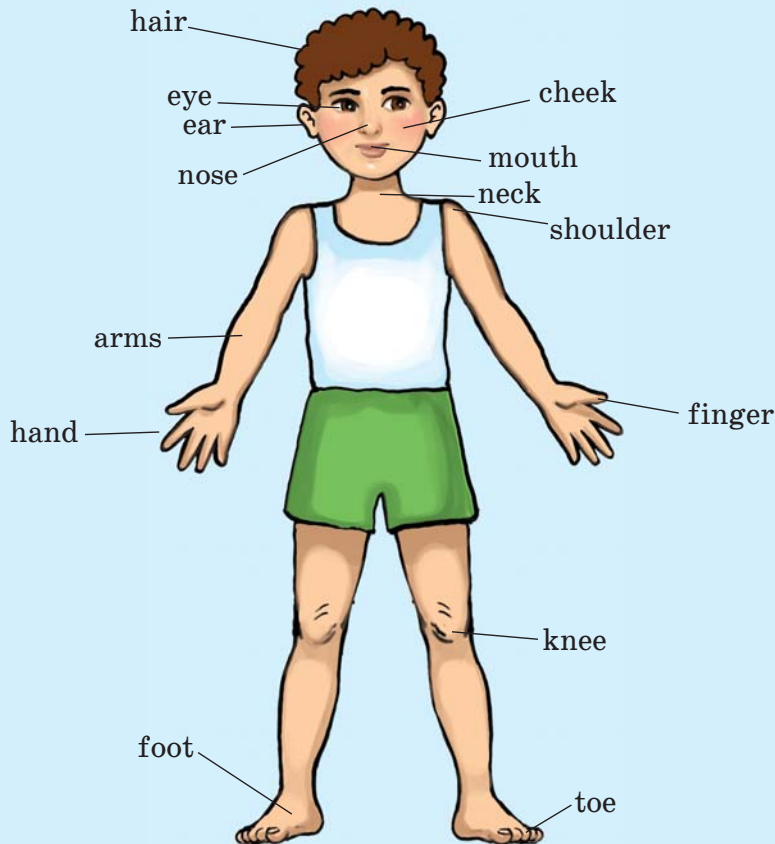
Example: It is a doctor's uniform.



Parts of the Body

1

Read the names of parts of the body.



2

Point to the parts of the body in the picture. Ask and answer the questions. Use the question “What is it?”.

3

Look at the pictures and write the missing words.

I can eat with my mouth.



I can _____ with my _____.



I can _____ with my _____.



I can _____ with my _____.



4

Read and answer the questions in turns.

This is Jim. He is ten years old.
Jim's hair is blond or fair. His eyes are big and blue. His nose is small. His neck is long.

1. How old is Jim?
2. What colour are Jim's eyes?
3. What colour is his hair?
4. Are his eyes big?



This is Aytan. She is my friend.
She has got black hair, a round face,
black eyes, a nice nose, a small mouth and red lips.

1. What colour is Aytan's hair?
2. Is her mouth small?
3. Are Aytan's eyes black?
4. What colour are her lips?

5

Answer the questions about you.

- | | |
|------------------------------|-------------------------------|
| 1. Is your hair long? | 3. Is your face round? |
| 2. What colour is your hair? | 4. What colour are your eyes? |

6

Learn the poem by heart.

Ten little fingers.
Ten little toes.
Two little ears.
And one little nose;
Two little blue eyes.

That shine so nice.
And always so bright;
One little mouth
To say Mum Good night.

Opposites

1 Read and match the words to the pictures.

1. Samir is fat.
2. Kate is tall.
3. Nazrin is happy.
4. Nijat is sad.
5. Anar is thin.
6. Sam is strong.
7. Ann is short.
8. Tom is weak.

2 Read the dialogues and act them out with your partner.

A: - Is Nazrin happy?
B: - Yes, she is.
A: - Is Nijat happy?
B: - No, he is not. He is sad.

A: - Is Kate tall?
B: - Yes, she is.
A: - Is Ann tall?
B: - No, she is not. She is short.

A: - Is Samir thin?
B: - No, he is not thin. He is fat.
A: - Is Anar thin?
B: - Yes, he is. He is thin.

A: - Is Sam weak?
B: - No, he is not. He is strong.
A: - Is Tom strong?
B: - No, he is not. He is weak.

3

Look at the picture and complete the sentences.

Example: 1. Sevil's hair is short and black .



Sevil

2. Ann's skirt is _____ .
3. Sevil's shirt is _____ .
4. Sevil is _____ and Ann is _____ .
5. Sevil is _____ and Ann is fat.
6. Ann's eyes are _____ .
7. Ann's hair is _____ and _____ .
8. Ann's shoes are _____ .



Ann

4

Complete the sentences.



*Aydan has got
a bag in her....*



*The ball is
on Tom's....*



*Kate has got
a hat on her....*



*Arif has got
a watch on his....*

5

Find the words for body parts in the longer words.



Example:
App ear ed
Necklace
Obeyed
Charming
Potatoes
Illegal



Two Frogs

6

Read the story «Two frogs». Discuss the questions below the story with your classmates.



Green Frog: I am a big frog.
Blue Frog: I am a little frog.



Green Frog: I am a green frog.
Blue Frog: I am a blue frog.



Green Frog: I am a pretty frog.
Blue Frog: I am an ugly frog.



Green Frog: Ha, ha! You are an ugly, little, blue frog. Are you sad?



Blue Frog: No, I am happy.



Green Frog: Happy? Are you happy?



Blue Frog: Yes, I am. The hungry bird likes to eat pretty, big, green frogs.



Green Frog: What hungry bird?



Blue Frog: That hungry bird.



Green Frog: Ahhhh! Help me! Help me!

1. Why is a pretty, big, green frog sad now?
2. Why is an ugly, little, blue frog happy now?

GRAMMAR

<div>A / AN / THE</div> <div>a pen, a bag, a book, a table an apple, an egg, an umbrella the pen, the ant, the book</div>		
<div>Personal pronouns</div> <div>IWe YouYou He, She, ItThey</div>		
<div>To Be</div> <div>I am a studentWe are students You are a studentYou are students He/she is a studentThey are students</div>		
<div>Question</div> <div>Am I a student?Are we students? Are you a student?Are you students? Is he (she, it) a student?Are they students?</div>		
<div>Negative</div> <div>I am not a student.We are not students. You are not a student.You are not students. He/she is not a student.They are not students.</div> <div>Are not=aren't Is not=isn't</div>		
<div>Possessive pronouns</div> <div>MyOur YourYour His, her, itsTheir</div>		
<div>Have got/has got</div> <div>I have gotWe have got You have gotYou have got He/she/it has gotThey have got</div>		
<div>Have not got/has not got</div> <div>I haven't gotWe haven't got You haven't gotYou haven't got He/she/it hasn't gotThey haven't got</div>		

GRAMMAR

Have ... got/has ... got?

Have I got? *Yes, I have.* Have we got? *No, we have not.*
 Have you got? Have you got?
 Has he/she/it got? Have they got?

QUESTION SENTENCES

What colour → is/are → the ball/balls?

Where → is/are → he/she/you/they → from?

Where → is/are → he/she/it, you, they?

What nationality → is/are → he/she/you/they?

What → is/are → he/she/you/they?

How old → is/are → he/she/you/they?

How many books → has/have → he/she/you/they → got?

Whose → book books → is/are → it/they?

NUMBERS

one	1	eleven	11	thirty	30
two	2	twelve	12	forty	40
three	3	thirteen	13	fifty	50
four	4	fourteen	14	sixty	60
five	5	fifteen	15	seventy	70
six	6	sixteen	16	eighty	80
seven	7	seventeen	17	ninety	90
eight	8	eighteen	18	one hundred	100
nine	9	nineteen	19		
ten	10	twenty	20		

GRAMMAR

IMPERATIVES

Help	Don't help	Answer	Don't answer
Read	Don't read	Count	Don't count
Write	Don't write	Stand up	Don't stand up
Sing	Don't sing	Sit down	Don't sit down
Ask	Don't ask		

This/That

This is a map.	That is a map.
Is this a map?	Is that a map?
This is not a map.	That is not a map.

CAN

I can	We can
You can	You can
He/she/it can	They can

QUESTION

Can I? <i>Yes, I can.</i>	Can we? No, we cannot.
Can you?	Can you?
Can he/she/it?	Can they?

NEGATIVE

I can't	We can't
You can't	You can't
He/she/it can't	They can't

Can I have a ruler, please?
Can I have a book, please?
Can I have a pen, please?

POSSESSIVE

's	s'
the boy's cap	the boys' caps
the girl's bag	the girls' bags
the student's book	the students' books
my sister's name	my sisters' names

PLURAL OF NOUNS

a cat	cats
an apple	apples
a box	boxes

ENGLISH VOCABULARY

English	Transcription	Azerbaijani	Russian	Georgian
apple	[æpl]	alma	яблоко	ვამლი
America	[ə'merikə]	Amerika	Америка	ამერიკა
American	[ə'merikən]	amerikalı	американец	ამერიკელი
and	[ænd]	və	и	და
Azerbaijan	['a:zə:bai'dʒa:n]	Azərbaycan	Азербайджан	აზერბაიჯანი
Azerbaijani	['a:zə:bai'dʒa:ni]	azərbaycanlı, Azərbaycan dili	азербайджанец, азербайджанский язык	აზერბაიჯანული, აზერბაიჯანული ენა
arm	[a:m]	qol	рука	ხელი
aunt	[a:nt]	xala, bibi	тётя	დეიდა, მამიდა
armchair	['a:m' eə]	kreslo	кресло	სავარძელი
banana	[bə'na:nə]	banan	банан	ბანანი
basket	['ba:skit]	zənbil, səbət	корзина	კალაბა
boat	[bəut]	qayıq	лодка	ნავი
butterfly	['bʌtəflai]	kəpənək	бабочка	პეპელა
ball	[bɔ:l]	top	мяч	ბურთი
balloon	[bə'lu:n]	hava şarı	шар	ბუმბი
bear	[beə]	ayı	медведь	დათვი
big	[big]	böyük	большой	დიდი
bird	[bɜ:d]	quş	птица	ჩიტი
black	[blæk]	qara	черный	შავი
blackboard	['blækbɔ:d]	yazı lövhəsi	доска	დაფა
blue	[blu:]	mavi	голубой	ცისფერი
brown	[braun]	qəhvəyi	коричневый	ყავისფერი
bag	[bæg]	çanta	сумка	ჩანთა
board	[bɔ:d]	lövhe	доска	დაფა
book	[buk]	kitab	книга	წიგნი
blouse	[blauz]	kofta	кофта	პერანგი
bathroom	['ba:θru:m]	vanna otağı	ванная комната	აბაჯანა
bed	[bed]	çarpay	кровать	საწოლი
bedroom	['bedru:m]	yataq otağı	спальня	სამძინებელი ოთახი
blanket	['blæŋkit]	yorğan	одеяло	საბანი
bookcase	['bukkeis]	kitab şkaflı	книжный шкаф	წიგნის კარადა
cat	[kæt]	pişik	кошка	კატა
China	['tʃainə]	Çin	Китай	ჩინელი
carrot	['kærət]	yerkökü	морковь	სტაფილო
colour	['kʌlə]	rəng	цвет	ფერი
Chinese	['tʃai'ni:z]	çinli	китаец;	ჩინელი
car	[ka:]	maşın	автомобиль, машина	მანქანა
children	['tʃɪldrən]	uşaqlar	дети, ребята	ბავშვები
cup	[kʌp]	fincan	чашка	ჭიქა
country	['kʌntri]	ölkə, vətən	страна, родина	ქვეყანა, სამშობლო
can	[kæn]	bacarmaq, bilmək	уметь	შეძლება
canteen	[kæn'ti:n]	yeməxana	столовая, буфет	სასადილო
ceiling	['si:lɪŋ]	tavan	потолок	ჭერი
classroom	['kla:srum]	sınıf otağı	классная комната	საკლასო ოთახი
clean	[kli:n]	təmiz	чистый	სუფთა
corridor	['kɔ:ridɔ:]	dəhliz	коридор	დერეფანი
cheek	[tʃi:k]	yanaq	щека	ლოყა
cap	['kæp]	papaq	шапка	ქუდი
coat	[kəut]	palto	пальто	პალტო
carpet	['ka:pɪt]	xalça	ковёр	ხალიჩა

English	Transcription	Azerbaijani	Russian	Georgian
clock	[klɒk]	saat	часы	საათი
comfortable	['kʌmfətəbl]	rahat	удобный	კომფორტული
computer	[kəm'pjʊ:tə]	kompüter	компьютер	კომპიუტერი
curtain	['kɜ:tn]	pərdə	занавеска	ფარდა
dog	[dɒg]	it	собака	ძაღლი
daughter	['dɔ:tə]	qız	дочь	ქალიშვილი
doctor	['dɒktə]	həkim	врач	ექიმი
driver	['draɪvə]	sürücü	водитель	მძღოლი
desk	[desk]	parta	парта	მერხი
door	[dɔ:]	qapı	дверь	კარი
dress	[dres]	geyinmək	одевать	ჩაცმა
egg	[eg]	yumurta	яйцо	კვერცხი
ear	[ɪə]	qulaq	ухо	ყური
eye	[aɪ]	göz	глаз	თვალი
eight	[eɪt]	səkkiz	восемь	რვა
eraser	['reɪzə]	pozan	резинка	საშლელი
eighteen	['ei'ti:n]	on səkkiz	восемнадцать	თვრამეტი
eighty	['eiti]	səksən	восемьдесят	ოთხმოცი
England	['ɪŋɡlənd]	İngiltərə	Англия	ინგლისი
English	['ɪŋɡlɪʃ]	ingilis	англичанин	ინგლისელი
eleven	[i'levn]	on bir	одиннадцать	თერთმეტი
fifteen	['fɪf'ti:n]	on beş	пятнадцать	თხუთმეტი
fifty	['fɪftɪ]	əlli	пятьдесят	ორმოცდაათი
flag	[flæg]	bayraq	флаг	დროშა
from	[frɒm]	-dan, -dən	из, от	გან, დან
five	[faɪv]	beş	пять	ხუთი
flower	['flaʊə]	gül, çiçək	цветок	ყვავილი
forty	['fɔ:ti]	qırx	сорок	ორმოცი
four	[fɔ:]	dörd	четыре	ოთხი
fourteen	['fɔ:'ti:n]	on dörd	четырнадцать	თოთხმეტი
fish	[fɪʃ]	balıq	рыба	თევზი
frog	[frɒg]	qurbagə	лягушк	ბაყაყი
flat	[flæt]	mənzil	квартира	ბინა
family	['fæmɪli]	ailə	семья	ოჯახი
father	['fa:ðə]	ata	отец	მამა
face	[feɪs]	üz, sifət	лицо	სახე
fat	[fæt]	kök	толстый	მსუქანი
finger	['fɪŋɡə]	barmaq	палец	თითი
foot	[fu:t]	ayaq	нога	ფეხი
fireplace	['faɪəpleɪs]	buxarı, ocaq	камин	ბუხარი, კერა
good morning	['gʊd'mɔ:nɪŋ]	sabahınız xeyir	доброе утро	დილა მშვიდობისა
goodbye	['gʊd'baɪ]	xudahafiz	до свидания	ნახვამდის
gym	[dʒɪm]	idman zalı	спортивный зал	სპორტული დარბაზი
girl	[gɜ:l]	qız	девочка	გოგო
green	[gri:n]	yaşıl	зеленый	მწვანე
grey	[greɪ]	boz	серый	ნაცრისფერი
grandfather	['grænfɑ:ðə]	baba	дедушка	ბაბუა
grandmother	['grænmʌðə]	nənə	бабушка	ბებია

English	Transcription	Azerbaijani	Russian	Georgian
happy	['hæpi]	xoşbəxt	счастливый	ბედნიერი
help	[help]	kömək	помощь	დახმარება
here	[hiə]	bura, burada	здесь, сюда	აქ
home	[houm]	ev	дом	სახლი
happiness	['hæpinəs]	xoşbəxtlik	счастье	ბედნიერება
hungry	['hʌŋɡri]	ac	голодный	მშვიერი
hat	[hæt]	şlyapa	шляпа	ქუდი
how	[hau]	necə	как	როგორ
have	[hæv]	malik olmaq	иметь, обладать	ქონა
Hello	['he'ləu]	salam	здравствуй	გამარჯობა
Hi	[hai]	salam	привет	გამარჯობა
hair	[heə]	saç	волосы	თმა
hand	[hænd]	əl	кисть руки	ხელი
head	[hed]	baş	голова	თავი
hall	[hɑ:l]	zal	зал	დარბაზი
ice-cream	['ais'kri:m]	dondurma	мороженое	ნაყინი
jumper	['dʒʌmpə]	dənizçi köynəyi	матроска	მეზღაურის
king	[kiŋ]	kral, padşah	король, царь	პერანგი
kitchen	['kitʃɪn]	mətbəx	кухня	მეფე
knee	[ni:]	diz	колени	სამზარეულო
lemon	['lemən]	limon	лимон	მუხლი
lilac	['laɪlək]	yasəmən	сирень	ლიმონი
large	[la:dʒ]	böyük, geniş	просторный	იასამანი
light	[laɪt]	işıq	свет	ვართე
like	[laɪk]	xoşlamaq	нравиться	შუქი, სინათლე
listen	['lɪsn]	qulaq asmaq	слушать	მოწონება
look	[lʊk]	baxmaq	смотреть	მოსმენა
let	[let]	icazə vermək, izn vermək	разрешать	ეხედვა
look	[lʊk]	baxmaq, nəzər salmaq	смотреть	ნებართვა
little	['lɪtl]	balaca	маленький	ყურება, შეხედვა
leg	[leg]	ayaq	нога	პატარა
lip	[lɪp]	dodaq	губы	ფეხი
lamp	[læmp]	lampa	лампа	ტუჩი
living room	['lɪvɪŋrʊm]	qonaq otağı	гостинная	ნათურა
love	[lʌv]	məhəbbət, sevgi	любовь	სასტუმრო ოთახი
mouse	[maʊs]	siçan	мышь	სიყვარული
map	[mæp]	xəritə	карта	თაგვი
meet	[mi:t]	qarşılaşmaq	встречать	რუკა
mask	[ma:sk]	maska	маска	შეხვედრა
my	[mai]	mənim	мой, моя, моё	ნიღაზი
me	[mi:]	məni, mənə	мне, меня	ჩემი
mittens	['mɪtnz]	təkbarmaq əlcək	перчатка, варежка	მე
mirror	['mɪrə]	güzgü	зеркало	ხელთათმანი
man	[mæn]	kişi	мужчина	სარკე
modern	[mɔdn]	müasir	современный	კაცი
mouth	[maʊθ]	ağız	рот	თანამედროვე
mother	['mʌðə]	ana	мать	პირი
				დედა

English	Transcription	Azerbaijani	Russian	Georgian
name	[neim]	ad	имя	სახელი
nationality	[ˌnæʃəˈnælɪti]	milliyyət	национальность	ეროვნება
nice	[nais]	yaxşı	красивый	ლამაზი
nine	[nain]	doqquz	девять	ცხრა
nineteen	[ˈnaɪnˈtiːn]	on doqquz	девятнадцать	ცხრამეტი
ninety	[ˈnaɪntɪ]	doxsan	девяносто	ოთხმოცდაათი
number	[ˈnʌmbə]	say, rəqəm	число, номер	რიცხვი, ციფრი, ნომერი
nose	[nəʊz]	burun	нос	ცხვირი
notebook	[ˈnəʊtbʊk]	qeyd dəftərçəsi	тетрадь	რვეული
new	[njuː]	yeni, təzə	новый	ახალი
never	[ˈnevə]	heç vaxt	никогда	არასოდეს
orange	[ˈɒrɪndʒ]	portağal, narıncı	апельсин, оранжевый	ფორთოხალი, ნარინჯისფერი
one	[wʌn]	bir	один	ერთი
old	[əʊld]	qoca	старый	ძველი
our	[ˈaʊə]	bizim	наш	ჩვენი
pen	[pen]	qələm	ручка	კალამი
present	[ˈprez(ə)nt]	hədiyyə	подарок	პრეზიდენტი
plum	[plʌm]	gavalı	слива	ქლიავი
pink	[pɪŋk]	çəhrayı	розовый	ვარდისფერი
pyjamas	[pəˈdʒa:məz]	pijama	пижама	პიჯამო
page	[peɪdʒ]	səhifə	страница	გვერდი
pencil	[ˈpensl]	karandaş	карандаш	ფანქარი
please	[pliːz]	lütfən	пожалуйста	გთხოვთ
pretty	[ˈprɪti]	gözəl	красивый	ლამაზი
purple	[ˈpɜːpl]	bənövşəyi	фиолетовый	იისფერი
picture	[ˈpɪktʃə]	şəkil	картина, рисунок	სურათი
pillow	[ˈpɪləʊ]	yastıq	подушка	ბალიში
pilot	[ˈpaɪlət]	təyyarəçi	летчик	პილოტი, მფრინავი
policeman	[pəˈliːsmən]	polis	полицейский	პოლიცია
queen	[kwiːn]	kraliça	королева	დედოფალი
quiet	[ˈkwaɪət]	sakit	тихий, спокойный	მშვიდი, წყნარი
ruler	[ˈruːlə]	xətkəş	линейка	სახაზავი
red	[red]	qırmızı	красный	წითელი
rose	[rəʊz]	qızılgül	роза	ვარდი
Russia	[ˈrʌʃə]	Rusiya	Россия	რუსეთი
Russian	[ˈrʌʃən]	rus	русский	1. რუსი, 2. რუსული
rainbow	[ˈreɪnbəʊ]	göy qurşağı	радуга	ცისარტყელა
really	[ˈriəlɪ]	həqiqətən	действительно	ნამდვილად
ready	[ˈredi]	hazır	готовый	მზად
round	[raʊnd]	yumru	круглый	მრგვალი

English	Transcription	Azerbaijani	Russian	Georgian
shirt	[ʃə:t]	köynək	рубашка	პერანგი
Sun	[sʌn]	günəş	солнце	მზე
shoulder	[ˈʃouldə]	çiyin	плечо	მხარი
strong	[strɒŋ]	güclü, qüvvətli	сильный	ძლიერი, ღონიერი
seven	['sevn]	yeddi	семь	შვიდი
seventeen	['sevn'ti:n]	on yeddi	семнадцать	ჩვიდმეტი
seventy	['sevnɪ]	yetmiş	семьдесят	სამოცდაათი
six	[sɪks]	altı	шесть	ექვსი
scarf	[ska:f]	şərf	шарф	შარფი
see	[si:]	görmək	смотреть	დანახვა, ხედვა
shoe	[ʃu:]	başmaq, ayaqqabı	туфли, обувь	ფეხსაცმელი
shorts	[ˈɔ:ts]	qısa tuman	шорты	მოკლე, შარვალი
sing	[sɪŋ]	oxumaq	петь	მღერა
skirt	[skə:t]	yubka	юбка	ქვედაკაბა
sky	[skaɪ]	göy, səma	небо	ცა
sock	[sɒk]	gödək corab	носки	მოკლე წინდები
some	[sʌm]	kim isə, bir neçə	кто-то, несколько	ვინმე, ვიღაც
school	[sku:l]	məktəb	школа	სკოლა
sharpener	[ˈʃa:pənə]	karandaş yonan	точилка	სათლელი
sit down	[sɪt daʊn]	əyləşmək, oturmaq	сидеть, садиться	ჯდომა, დაჯდომა
song	[sɒŋ]	mahnı, nəğmə	песня	სიმღერა
stand up	['stænd ʌp]	qalxmaq, ayağa durmaq	подняться на ноги	ადგომა
sunny	['sʌni]	günəşli	солнечный	მზიანი
sixteen	['sɪks'ti:n]	on altı	шестнадцать	თექვსმეტი
sixty	['sɪkstɪ]	altmış	шестьдесят	სამოცი
student	[stju:dnt]	şagird	ученик	მოსწავლე, სტუდენტი
star	[sta:]	ulduz	звезда	ვარსკვლავი
sad	[sæd]	qəmgin, kədərli	печальный	მწუხარე
small	[smɔ:l]	kiçik, balaca	маленький	პატარა
singer	['sɪŋə]	müğənni	певец, певица	მომღერალი
son	[sʌn]	oğul	сын	ვაჟი, ვაჟიშვილი
sofa	['soufə]	divan	диван	დივანი
terrible	['terəbl]	dəhşətli, qorxulu	страшный	საშინელი
thanks	[θæŋks]	təşəkkür etmək	благодарить	დიდი მადლობა
too	[tu:]	həmçinin, həm də, eyni zamanda	тоже, также	თან, ასევე
teacher's room	['ti:tʃəz ru:m]	müəllim otağı	учительская	სამაწავლებლო-ოთახი
time	[taɪm]	vaxt	время	დრო
turn	[tə:n]	döngə, növbə	поворот, очередь	რიგი, შესახვევი
that	[ðæt]	o	тот	ის
this	[ðɪs]	bu	этот	ეს

English	Transcription	Azerbaijani	Russian	Georgian
T-shirt	['ti:ʃə:t]	teniska	тениска	პერანგი
try on	['traɪən]	ölçmə	примерять	გაზომვა
thirteen	['θə:'ti:n]	on üç	тринадцать	ცამეტი
thirty	['θə:tɪ]	otuz	тридцать	ოცდაათი
three	[θri:]	üç	три	სამი
ten	[ten]	on	десять	ათი
twelve	[twelv]	on iki	двенадцать	თორმეტი
twenty	['twentɪ]	iyirmi	двадцать	ოცი
two	[tu:]	iki	два	ორი
trousers	['trauzəz]	şalvar	брюки	შარვალი
Turkey	['tæ:kɪ]	Türkiyə	Турция	თურქეთი
Turkish	['tæ:kiʃ]	türk dili	турецкий язык	თურქული ენა
tall	[tɔ:l]	hündür, uca	высокий	მაღალი
thin	[θɪn]	arıq, nazik	худой, тонкий	გამხდარი, წვრილი
telephone	['telɪfəʊn]	telefon	телефон	ტელეფონი
TV-set		televizor	телевизор	ტელევიზორი
teacher	['ti:tʃə]	müəllim	учитель(ница)	მასწავლებელი
umbrella	[ʌm'brelə]	çətir	зонтик	ქოლგა
ugly	['ʌɡli]	kifir	уродливый	უშნო
uncle	['ʌŋkl]	dayı, əmi	дядя	ბიძა, ძია
violin	['vaiəlin]	skripka	скрипка	ვიოლინო
violet	['vaiələt]	bənövşə	фиалка	ია
window	['windəʊ]	pəncərə	окно	ფანჯარა
weak	[wi:k]	zəif	слабый	სუსტი
wardrobe	['wɑ:drəʊb]	qarderob, paltar şkafi	гардероб	ტანსაცმლის
watch	[wɒtʃ]	güdmək, pusmaq	наблюдать	კარადა
				ზევრვა, თვალთვა
what	[wɒt]	nə, hansı	что	ლი
wall	[wɔ:l]	divar	стена	რა, რომელი
white	[waɪt]	ağ	белый	კედელი
where	[weə]	hara, harada	где, куда	თეთრი
walk	[wɔ:k]	piyada gəzinti	прогулка, пешком	სადა, საით
weather	['weðə]	hava	погода	სეირნობა
yard	[jɑ:d]	həyət	двор	ამინდი
you	[ju:]	sən, siz	ты, вы	ეზო
your	[jɔ:]	sənin, sizin	твой, ваш	შენ, თქვენ
yellow	['jeləʊ]	sarı;	желтый	თქვენი
zebra	[zi:brə]	zebra	зебра	ყვითელი
				ზებრა



BURAXILIŞ MƏLUMATI

İNGİLİS DİLİ 3

Ümumtəhsil məktəblərinin 3-cü sinfi üçün

İngilis dili (əsas xarici dil) fənni üzrə

DƏRSLİK

Tərtibçi heyət:

Müəlliflər

Nərmənə Mehdiqızı qızı Əliyeva
Rəfiqə Həmid qızı Əliyeva
Gülşən Xanlar qızı Hüseynova

Redaktor

Elşadə Əzizova

Bədii və texniki redaktor

Abdulla Ələkbərov

Dizayner

Mələk Şimşək

Rəssam

Gündüz Ağayev

Korrektor

Pərvin Quliyeva

Azərbaycan Respublikası Təhsil Nazirliyinin qrif nömrəsi:
2018-049

© Azərbaycan Respublikası Təhsil Nazirliyi — 2018

Müəlliflik hüquqları qorunur. Xüsusi icazə olmadan bu nəşri və yaxud onun hər hansı hissəsini yenidən çap etdirmək, surətini çıxarmaq, elektron informasiya vasitələri ilə yaymaq qanuna ziddir.

Hesab-nəşriyyat həcmi 8,2. Fiziki çap vərəqi 9.

Formatı 57x82 $\frac{1}{8}$.

Səhifə sayı 72. Ofset kağızı. Məktəb qarnituru. Ofset çapı.

Tiraj 143850. Pulsuz. Bakı—2018.

«Təhsil Nəşriyyat-Poliqrafiya» MMC

Bakı, AZ 1052, F.Xoyski küç., 149

PULSUZ



Əziz məktəbli!

Bu dərslik sənə Azərbaycan dövləti tərəfindən bir dərs ilində istifadə üçün verilir. O, dərs ili müddətində nəzərdə tutulmuş bilikləri qazanmaq üçün sənə etibarlı dost və yardımçı olacaq.

İnanırıq ki, sən də bu dərsliyə məhəbbətlə yanaşacaq, onu zədələnmələrdən qoruyacaq, təmiz və səliqəli saxlayacaqsan ki, növbəti dərs ilində digər məktəbli yoldaşın ondan sənə kimi rahat istifadə edə bilsin.

Sənə təhsildə uğurlar arzulayırıq!